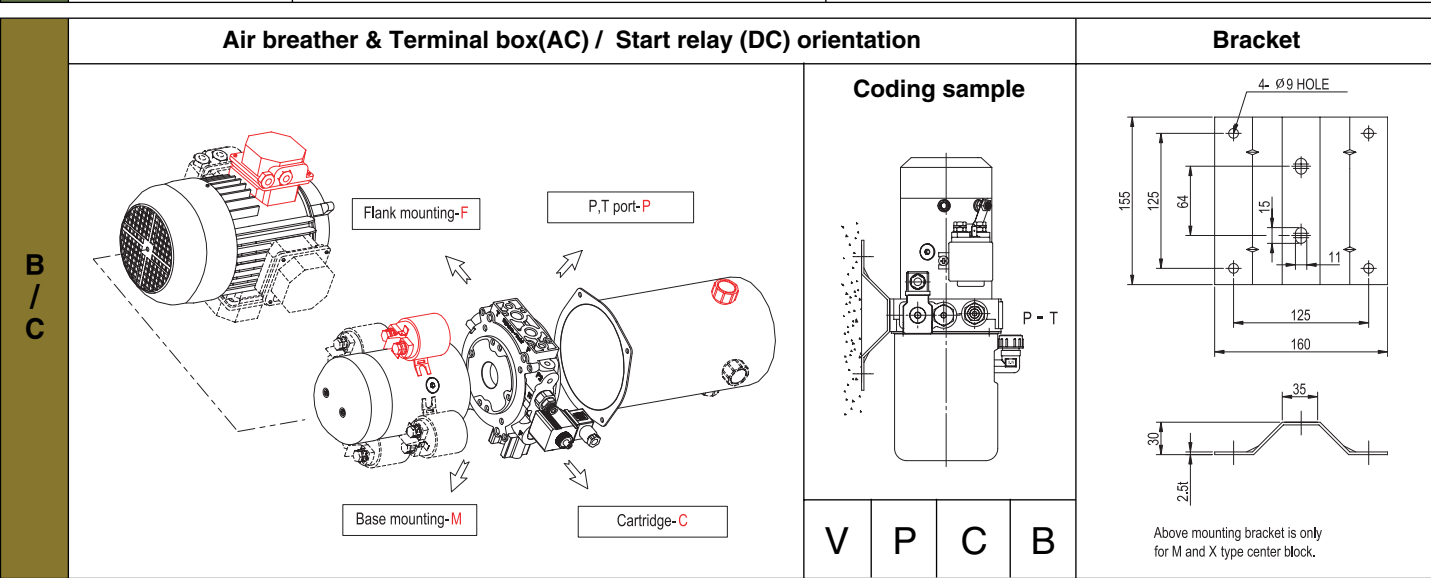
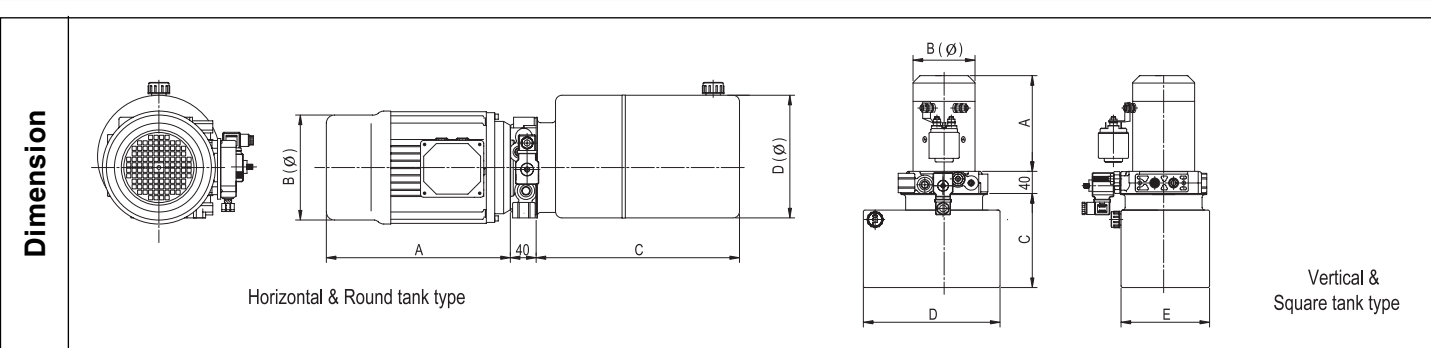


4 Mounting

A	Code	V				H	
	Motor mounting	Vertical				Horizontal	
B	Code	P	C	M	F	S	
	Air breather Orientation	P,T port Orientation	Cartridge Orientation	Base mounting Orientation	Flank mounting Orientation	Special mounting Orientation	
C	Code	P	C	M	F	S	
	Terminal box (AC) /Start relay (DC) Orientation	P,T port Orientation	Cartridge Orientation	Base mounting Orientation	Flank mounting Orientation	Special mounting Orientation	
D	Code	B				X	
	Bracket	With bracket				Without bracket	

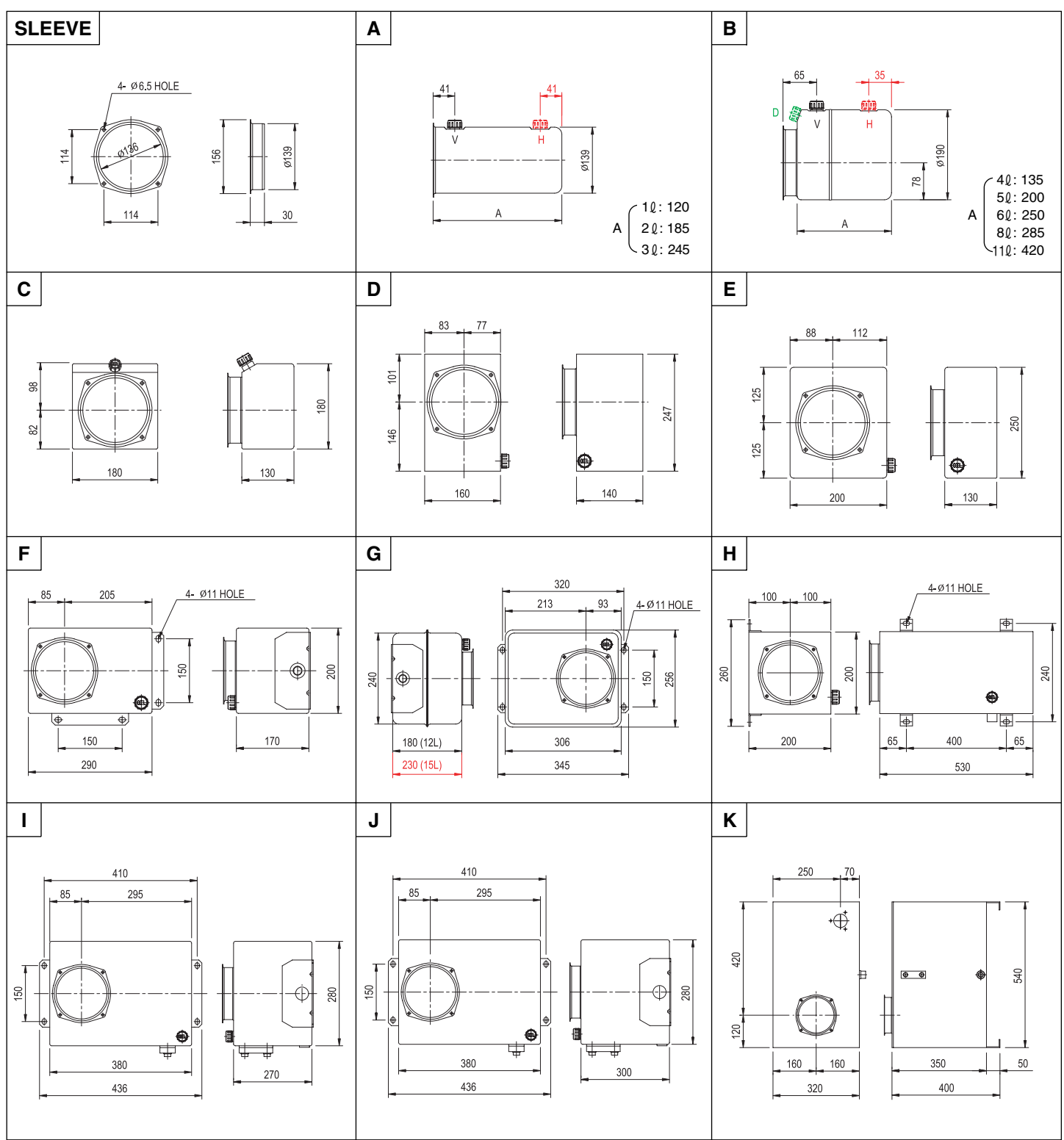


Power pack dimension									
Motor				Tank (M-series)					
Frame (AC) / Voltage (DC)	Watt(Kw) / Code(DC)	A	B	Code	Working cap. (L)	C	D	E	
AC	63Frame	0.18	195	122	MR02	2	185	139	
	70Frame	0.37	220	138	MR05	5	230	-	
	80Frame	0.75	238	157	MR08	8	315	-	
	90Frame	1.0 / 1.5 / 1.8 / 2.2	285	175	MR11	11	450	190	
DC	12V / 24V	D105 / D205, D108 / D208	151	80	MS06	6	140	247	160
	12V / 24V	D112 / D212	140	115	MS09	9	200	200	290
	12V / 24V	D116 / D222	173	112	MS12	12	240	240	306
	12V / 24V	D124 / D230, L116 / L222	227	129	MS25	25	270	280	380
	24V	L230	299	127	MS50	50	430	540	320



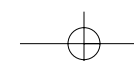
5 Tank for M series center block

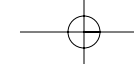
A	Code	MR										MS					MSLE	XXXX			
	Type	M - Series & Round type oil tank										M - Series & Square type oil tank									
B	Code	01	02	03	04	05	06	08	11	04	06	07	09	12	15	20	25	30	50	Only sleeve	Without oil tank
	Cap. (L)	1	2	3	4	5	6	8	11	4	6	7	9	12	15	20	25	30	50		
	Working cap. (L)	1	1.6	2.2	3	4	5	6	9.5	3	4.5	4.8	7.6	11.7	13	16	22.5	26	48		
	Type	A	A	A	B	B	B	B	B	C	D	E	F	G	G	H	I	J	K		



Note

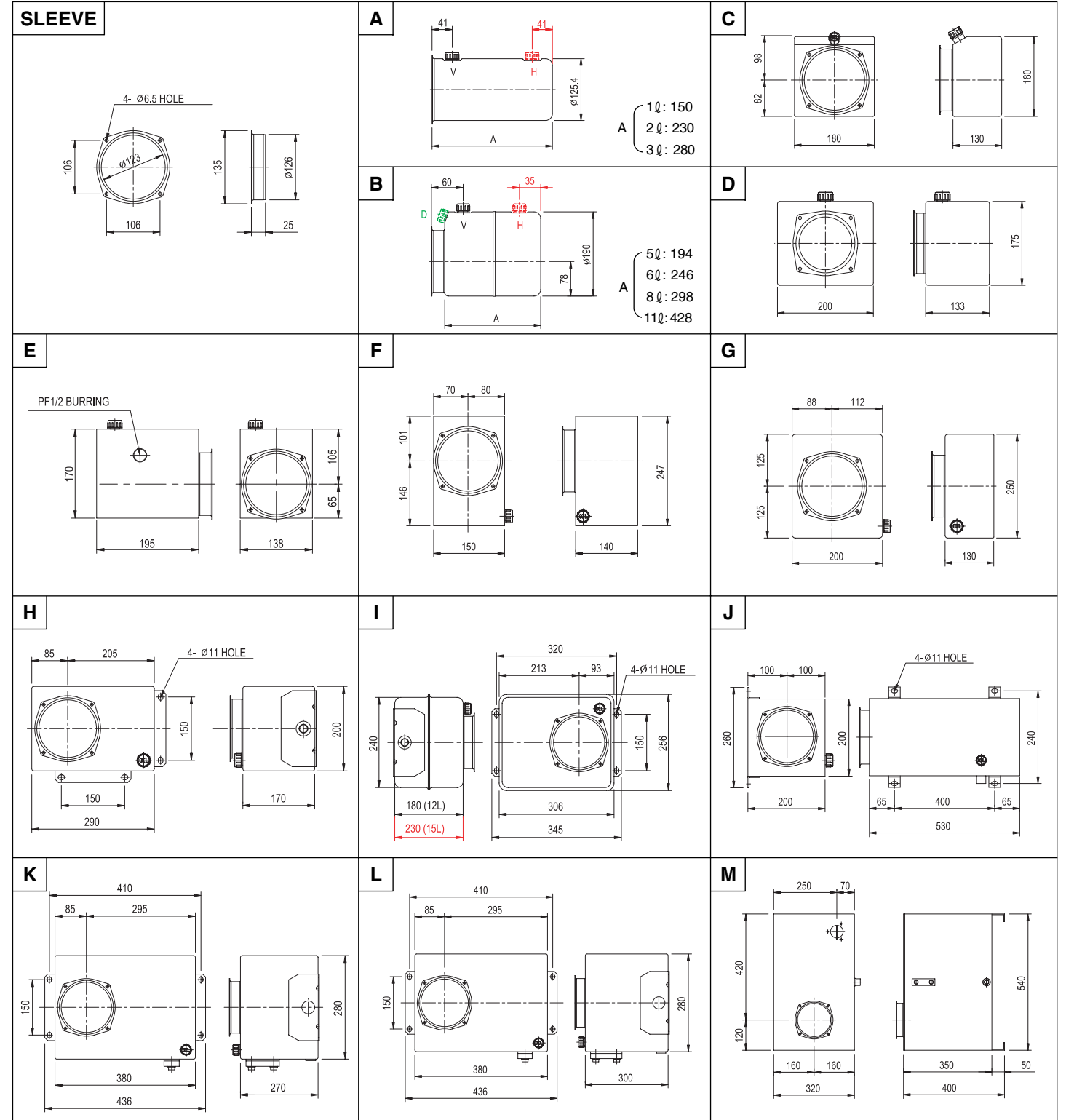
- Please contact Hydro-Tek for your special specification and customizing.
- Please inform us the position(D,V or H) of air breather, when you select A or B type oil tank.





Tank for X series center block

A	Code	XR										XS										XSLE	XXXX
	Type	X - Series & Round type oil tank										X - Series & Square type oil tank											
B	Code	01	02	03	05	06	08	11	04	05	05	06	07	09	12	15	20	25	30	50	Only sleeve	Without oil tank	
	Cap. (ℓ)	1	2	3	5	6	8	11	4	5	5	6	7	9	12	15	20	25	30	50			
	Working cap. (ℓ)	1.2	1.7	2.3	4	5	6.6	9.6	3	4.3	4.3	4.5	4.8	7.6	11.7	13	16	22.5	26	48			
	Type	A	A	A	B	B	B	B	C	D	E	F	G	H	I	I	J	K	L	M			

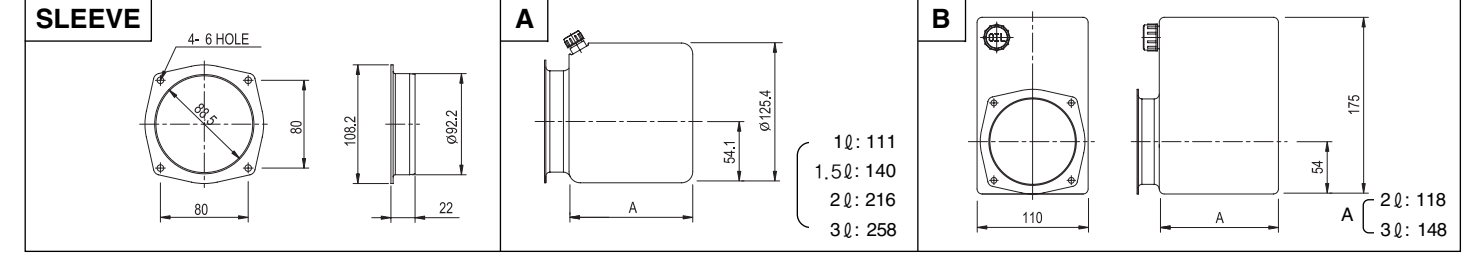


Note 1. Please contact Hydro-Tek for your special specification and customizing.
2. Please inform us the position(D,V or H) of air breather, when you select A or B type oil tank.



Tank for Q series center block

A	Code	QR				QS		QSLE	XXXX
	Type	Q - Series & Round type oil tank				Q - Series & Square type oil tank			
B	Code	10	15	20	30	20	30	Only sleeve	Without oil tank
	Cap. (ℓ)	1	1.5	2	3	2	3		
	Working cap. (ℓ)	0.7	1.2	1.7	2.3	1.4	2.4		
	Type	A	A	A	A	B	B		

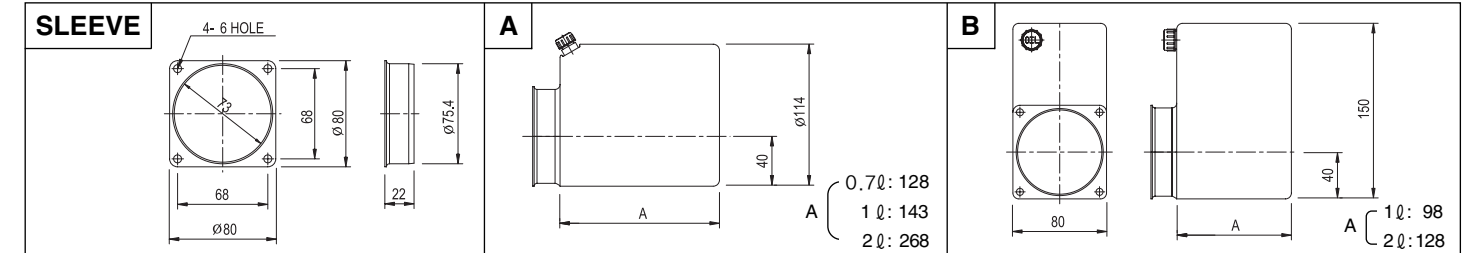


Note Please contact Hydro-Tek for your special specification and customizing.



Tank for S series center block

A	Code	SR			SS		SSLE	XXXX
	Type	S - Series & Round type oil tank			S - Series & Square type oil tank			
B	Code	07	10	20	10	20	Only sleeve	Without oil tank
	Cap. (ℓ)	1.2	1.4	2.5	1	2		
	Working cap. (ℓ)	0.7	1	2	0.75	1.3		
	Type	A	A	A	B	B		



Note Please contact Hydro-Tek for your special specification and customizing.



Air breather

A	Code	Air breather AB	
B	Code	0	1
	Type	Without stick	With stick
C	Code	4	5
	Port	PF 3/8"	PF 1/2"

